

**Social Work England,
Registration and CPD**

Philippa Geddes

**Regional Engagement Lead -
Southwest**

Philippa.geddes@socialworkengland.org.uk



Purpose of the session



- Learn more about Social Work England and what we do.
- Understand the **professional standards**, and how Social Work England's requirements drive **positive change** in the profession.
- Cover the renewal process and how to maintain **registration** as a social worker.
- Provide an overview of continuing professional development (CPD), **the CPD requirements**, and how to meet the requirements.
- Have an opportunity to ask questions.
- Provide updates from Social Work England

Social Work England

The specialist regulator for 101,139*
social workers in England

* Approximate figure



What does Social Work England do?

- Maintains and oversees the social work register
- Sets professional standards for social workers and maintains the register of who can practice
- Responsible for handling concerns raised about social workers' fitness to practise
- Sets education and training standards for social work, inspects education providers and approves qualifying courses
- Approves post qualifying courses for Approved Mental Health Professionals (AMHP) and Best Interest Assessors (BIA)



Regional Engagement Team



Morwenna

Head of strategic engagement



Catherine

North East and
the Humber



Gavin

The Midlands



Ioana

Eastern



Renee

Yorkshire



Kate

South East



Matthew

North West



Philippa

South West



Vicky

London



Jack

Participation
officer



Ellie

Business support
officer

Registration and renewal

How to register with Social Work England, and what it means to be a registered social worker





3

**steps to do
each year**

1. Record your CPD


Record at least 2 different pieces of CPD, including one with peer reflection throughout the year

2. Apply to renew your registration

Apply between 1 September and 30 November. Don't forget to press 'submit' and make a note of your RN number

3. Pay your £90 fee

You can set up a direct debit to pay this in 2 instalments of £45



The social work register

- One of our key responsibilities as the regulator is to maintain the social work register.
- Our **registration rules** ensure that all social workers on our register are able to practise safely and effectively.
- Maintaining registration is the **responsibility of individual social workers**. If, for any reason, you do not renew your registration you will be removed from the register.
- You must be registered with us in order to use the title of 'social worker'.
- If you are removed from the register for any reason, you cannot practise under the protected title of social worker until you have restored your registration.
- If you wish to re-join the register after leaving or being removed, you will need to pay a restoration fee of £135 (non-refundable) as well as a registration fee of £90.

Account overview

Welcome back to your Social Work England online account

Annual renewal is now open

If you want to continue to practise as a social worker in England, you must apply to renew your registration by **30 November 2023**.

[Apply to renew your registration >](#)

Check your employment details are correct

9%

Check that we have details of your employment as a social worker for the past **12 months**. This should include any social work employments you have had outside the UK.

We need your employment details to secure public protection, including to:

- investigate concerns raised about you
- tell your employer about any concerns raised against you
- tell your employer if you have been removed from the register

Any other relevant information

If you want to give us more information about your current situation, including if you're currently unemployed, please add it below.

Yes, the above is correct (required)

Declaration (required)

- I confirm that I have read and understood the professional standards, and that I will continue to meet them

You have recorded CPD on your online account.

CPD is an important part of our professional standards, which aim to improve public safety and confidence in social work.

You can continue to edit the CPD you have already recorded or add further examples of CPD on your online account until 30 November.

At the end of the registration period, we'll check all social workers' accounts to see whether they have recorded CPD in their online account. We will then randomly select 2.5% of social workers for CPD review.

[Read about CPD review](#)

 **You can continue to record CPD for the current registration period until 30 November**

Your progress

- ✓ **Personal details**
- ✓ **Employment details**
- **Other regulators**

Professional standards

CPD

Safe and effective practice

Registration fee

Review

Declarations

Are you registered with any additional regulatory bodies?

17%

If you are currently registered with another social work or healthcare regulator, either in the UK or overseas, please provide details.

Additional social work or healthcare regulators

We do not have details of any other regulators you are currently registered with.

[Add regulator](#)

- **Safe and effective practice**

- **Criminal offences**

Fitness to practise

Vulnerable groups

Health conditions

Convictions, cautions, investigations and penalty notices

If you have not already told us, you must declare if you are currently being investigated for a criminal offence or have received any convictions or cautions in the UK or any other country. You do not need to declare 'protected' convictions or cautions.

For more information on what you must declare, read our guidance on [safe and effective practice](#) (opens in new window)

Are you currently being investigated for a criminal offence, or have you received any convictions or cautions in the UK or any other country?

(required)

No

Yes

Health conditions

We use the term 'health condition' to mean an illness, injury, disability, or impairment.

We ask about health conditions because we need to know that the people on our register are able to fulfil their roles as social workers safely and effectively.

Our focus is whether you have a health condition that could adversely or negatively affect your practice. We do not need to know about health conditions that you're able to manage effectively.

If your health condition meets **both criteria** below, you must tell us about it now.

1. Your health condition affects (or could affect) your ability to perform your role as a social worker safely and effectively. This includes any episodic or occasional conditions that may affect your ability to practise safely and effectively if you experience a recurrence.
2. You do not have arrangements in place that manage the health condition and allow you to perform your role as a social worker safely and effectively.

∨ Example of a health condition you do not need to disclose

∨ Example of a health condition you need to disclose

Do you have any physical or mental health conditions which affect your fitness to practise that you have not already declared to us? (required)

- No
- Yes

^ Example of a health condition you do not need to disclose

Your situation

You have shared in supervision that you are experiencing stress related symptoms. You are not sleeping and experiencing anxiety attacks.

You have spoken to your GP who has prescribed anti-depressants and provided you with a sick note for 4 weeks. You have been offered and have accepted support from your employee assistance system.

What you should do

You do not need to disclose this to us. There is evidence that your health issues are being managed appropriately by you.

You have shared your health issues with your manager and shown insight into your health needs. There is a plan of support in place and there is no evidence that the health issues have an impact on your fitness to practise.

^ Example of a health condition you need to disclose

Your situation

You have a history of alcohol misuse. In the past, you have been able to successfully manage with the 12 step programme, therapy and abstinence. But now you have started to relapse, and you are struggling to manage your condition and your work.

What you should do

We would expect you to disclose this to us. This is because your condition is not being managed effectively and it may have an impact on your fitness to practise.

Declarations

100%

Please confirm below

- I confirm that I have read, understood and will comply with Social Work England's professional standards, including the standard on CPD. (required)
- I confirm that I have read and understood the [privacy notice](#) and understand that Social Work England will process my data as required by the [Social Worker Regulations 2018](#) and associated Rules. (required)
- I agree to pay the fees for my registration. (required)
- I understand that Social Work England may contact people or organisations to obtain information about my application, or to verify the information I have provided. Furthermore, I agree that any person who is contacted by Social Work England can provide information about me. (required)
- I confirm that the information I have provided in this application is correct and understand that fraudulently procuring an entry in the Social Work England register is an offence under the Regulations for which I may be prosecuted. (required)



Confirmation


Reference number: RN-

You have now submitted your application to renew your registration. You will receive an email confirmation shortly.

Payment method: Direct Debit

[Return to online account](#)

Continuing Professional Development (CPD)



Professional standards

1

Promote the rights, strengths and wellbeing of people, families and communities.

2

Establish and maintain the trust and confidence of people.

3

Be accountable for the quality of my practice and the decisions I make.



4

Maintain my continuing professional development.

5

Act safely, respectfully and with professional integrity.

6

Promote ethical practice and report concerns.



Continuing professional development (CPD)

How has your CPD helped to improve your practice or the practice of others?

How has your CPD helped to improve outcomes for people who receive social work services?

How has your CPD helped to improve the delivery of a service or social work more generally?

The CPD form

You must record CPD on your Social Work England **online account**.

At least one of the pieces of CPD you record must contain **peer reflection**.

You can save your work as a draft if you want to come back to it later.

The system times out after 60 minutes, so make sure you save regularly to avoid losing work.



Peer reflection

Peer reflection means that you have discussed the content of your CPD activity with a peer, your manager or another professional.



The role of the peer is not to approve your learning, but to support you to think about how you can improve your practice. The discussion also allows you to share what you have learnt with others, contributing to an **open learning culture** (standard 4.5).

Who counts as a peer?

- Another social worker registered in the United Kingdom
- Your line manager or supervisor
- Other professional who has knowledge of your social work practice.


You can find a list of peers on our website. This list is not exhaustive.

[Peer reflection guidance](#)



CPD examples

CPD examples - Social Work England



CPD: THE FIRST THREE years



- ✓ Flexible
- ✓ Safe space
- ✓ Solution focused
- ✓ Positive community

WHAT DOES IT MEAN to be **REGULATED**

CPD demonstrates your **FITNESS to PRACTICE**



x 2 PIECES minimum

KEEPS the PUBLIC **SAFE!**



STOCKTON-on-TEES APPROACH



Discussed CPD with a PEER



PEER REFLECTION

Create **OPEN LEARNING** culture

Peer = has **KNOWLEDGE** of your practice

- Feedback
- Discussing work
- Book learning
- Events

SO FAR

220,000 PIECES of CPD

130,000 PEER REVIEWS

- TRAINING
- CASE LEARNING
- ON-THE-JOB

✓ IMPACTFUL TRAINING most common

✗ Leave TOO LATE

TIPS

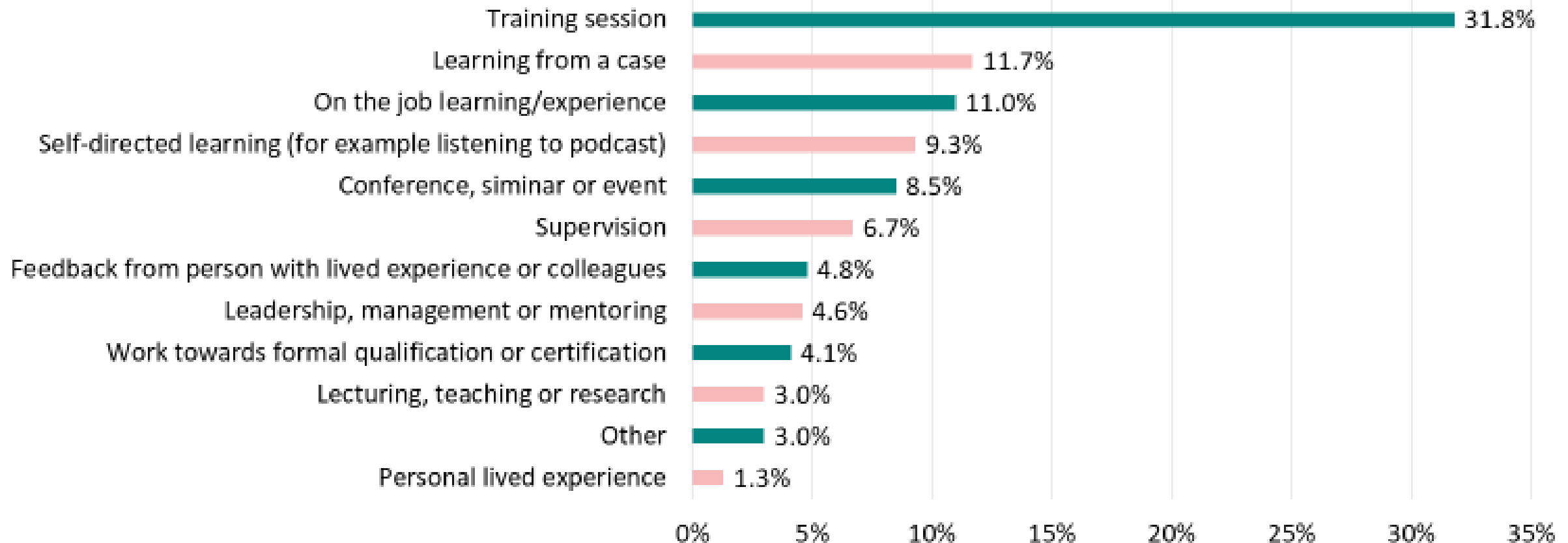
- ✓ Focus on **IMPACT**
- ✓ Start **EARLY**
- ✓ **STRUCTURE + PROOFREAD**

Continuing professional development (CPD) learning from CPD

220,937
individual pieces
of CPD recorded

2.3
pieces of CPD on
average per social
worker

Percentage of pieces of CPD recorded in the 2021 to 2022 registration year



Continuing professional development 'Review'

- After registration renewal closes, we randomly select **2.5%** of social workers to have their CPD checked. We call this CPD review.
- CPD review is carried out by a team of 10 independent assessors, recruited for their experience working in quality assurance in social work or similar roles.
- All social workers selected are notified by email in January. If you are selected, **you don't need to do anything**. Because you've already recorded your CPD during the registration year, we have everything we need to complete the review.

Recommendations from the assessors

1

Start early

2

Read the questions carefully

3

Specify the role of the peer

4

Focus on impact

5

Proofread your work

Things to remember



Deadline

The deadline to record CPD and renew your registration this year is **30 November 2023**. Renewals will open from **1 September**.



CPD Requirements

The minimum requirement for CPD is **2 different pieces**, including at least one piece with a **peer reflection**.



Save your work

Make sure to save your work regularly whilst recording. The system will time out after 60 minutes.



Don't leave it until the last minute

Leaving your CPD to the last minute results in rushed work and poor quality reflections. Get the most out of CPD by recording regularly throughout the year.

Resources

[Social Work Week 2023 – YouTube](#)

[Social work in England: State of the nation 2023 - Social Work England](#)

['This Is Social Work' – podcasts](#)

[Our consultations](#)

[Social Work Now – newsletter](#)

[Social Work England Events](#)

Questions

